W4G2系列

系列种类/外观图			机种型号		位置 线圈数 JIS符号	阀能力 流量特性C [dm³/(s・bar)] 注1	阀能力 适用缸径	电压 AC 100 V 1	电压 DC 24 V 3	电压 DC 12 V 4	防护等级
单体	底板配管	W4GB2※0 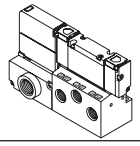	W3GB2 W4GB2		● 3通阀 2位单电控NC型 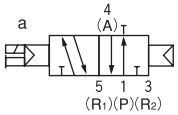	2.1 ~ 2.5	φ20 ~ φ80	●	●	●	IP 65
个别配线集成阀	直接配管	MW¾GA2※0 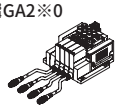 MW4GB2※0	MW3GA2 MW4GA2 (NW3GA2) (NW4GA2)	个别配线 (-R1)		1.7 ~ 2.3	φ20 ~ φ80		●	●	相当于IP65
	底板横向配管	I/O接插件(R1) MW4GZ2※0 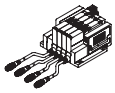	MW3GB2 MW4GB2 (NW4GB2)		2位单电控NO型 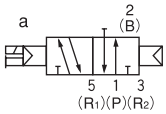				●	●	相当于IP65
	底板底部配管	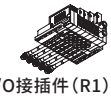 I/O接插件(R1)	MW3GZ2 MW4GZ2 (NW4GZ2)						●	●	相当于IP65
省配线集成阀	直接配管	MW¾GA2※0 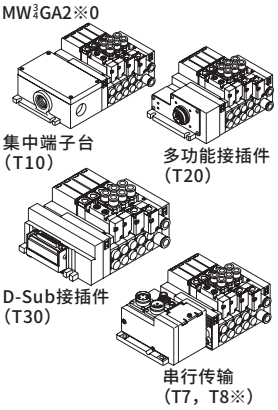 集中端子台(T10) 多功能接插件(T20) D-Sub接插件(T30) 串行传输(T7，T8※)	MW3GA2 MW4GA2 (NW3GA2) (NW4GA2)	集中端子台 (-T10)	● 5通阀 2位单电控 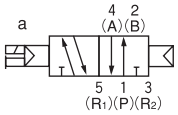	1.7 ~ 2.3	φ20 ~ φ80	●	●	●	IP 65
				多功能接插件 (-T20)					●	●	IP 65
				D-Sub接插件 (-T30)					●	●	IP 40
				扁平电缆接插件 (-T5※)	2位双电控 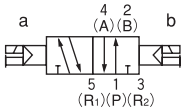				●	●	IP 40
				串行传输 (-T7，T8※)					●		IP 65
	底板横向配管	MW4GB2※0 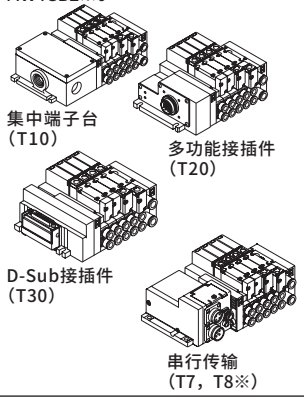 集中端子台(T10) 多功能接插件(T20) D-Sub接插件(T30) 串行传输(T7，T8※)	MW3GB2 MW4GB2 (NW4GB2)	集中端子台 (-T10)	3位中封 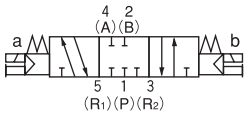	1.7 ~ 2.3	φ20 ~ φ80	●	●	●	IP 65
				多功能接插件 (-T20)					●	●	IP 65
				D-Sub接插件 (-T30)					●	●	IP 40
				扁平电缆接插件 (-T5※)	3位A・B・R连接 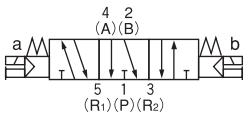				●	●	IP 40
				串行传输 (-T7，T8※)					●		IP 65
	底板底部配管	MW4GZ2※0 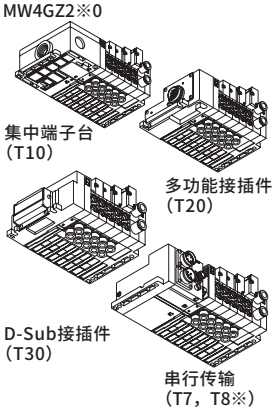 集中端子台(T10) 多功能接插件(T20) D-Sub接插件(T30) 串行传输(T7，T8※)	MW3GZ2 MW4GZ2 (NW4GZ2)	集中端子台 (-T10)	3位P・A・B连接 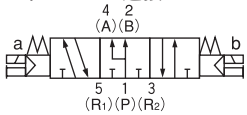	1.7 ~ 2.3	φ20 ~ φ80	●	●	●	IP 65
				多功能接插件 (-T20)					●	●	IP 65
				D-Sub接插件 (-T30)					●	●	IP 40
				扁平电缆接插件 (-T5※)					●	●	IP 40
				串行传输 (-T7，T8※)					●		IP 65

注1：有效截面积S与音速导率C的换算公式为S≈5.0×C。

	切换位置								A/B配管气口							电线连接							页
	2位				3位			混合型	快插接头			快插接头L形（向上）		内螺纹		端子台	IO接插件	集中端子台	多功能接插件	D-Sub接插件	扁平电缆接插件	串行传输	
	常闭	常通	单电控	双电控	中封	ABR连接	PAB连接		φ4	φ6	φ8	φ6	φ8	Rc 1/8	Rc 1/4								
									C4	C6	C8	CL6	CL8	06	08	无符号	R1	T10	T20	T30	T5 □	T7 □T8 □	
			●	●	●	●	●								●	●	●						972
	●	●	●	●	●	●	●	●	●	●	●			●			●						976
			●	●	●	●	●	●	●	●	●	●	●				●						980
			●	●	●	●	●	●	●	●	●						●						980
	●	●	●	●	●	●	●	●	●	●	●			●				●					988
	●	●	●	●	●	●	●	●	●	●	●			●					●				
	●	●	●	●	●	●	●	●	●	●	●			●						●			
	●	●	●	●	●	●	●	●	●	●	●			●							●		
	●	●	●	●	●	●	●	●	●	●	●			●								●	
			●	●	●	●	●	●	●	●	●	●	●					●					1010
			●	●	●	●	●	●	●	●	●	●	●						●				
			●	●	●	●	●	●	●	●	●	●	●							●			
			●	●	●	●	●	●	●	●	●	●	●								●		
			●	●	●	●	●	●	●	●	●	●	●									●	
			●	●	●	●	●	●	●	●	●							●					1010
			●	●	●	●	●	●	●	●	●								●				
			●	●	●	●	●	●	●	●	●									●			
			●	●	●	●	●	●	●	●	●										●		
			●	●	●	●	●	●	●	●	●											●	

4GA/B
M4GA/B
MN4GA/B
4GA/B (气控阀)
4GB 带传感器
4GD/E
M4GD/E
MN4GD/E
4GA4/B4
MN3E MN4E
W4GA/B2
W4GB4
MN3S0 MN4S0
4SA/B0
4KA/B
4KA/B (气控阀)
4F
4F (气控阀)
PV5G GMF
PV5 GMF
PV5S-0
3Q
MV3QR
3MA/B0
3PA/B
P・M・B
NP・NAP NVP
4G※0EJ
4F※0EX
4F※0E
HMV HSV
2QV 3QV
SKH
消音器
全气动系统(全空压)
全气动系统(Y)
卷末

电线连接

单　体

无符号 端子台

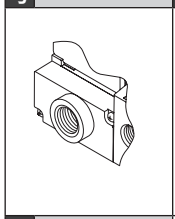

R1 I/O接插件

●导线长度 500mm

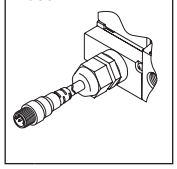

个别配线集成阀

R1 I/O接插件（M12）

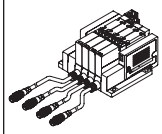

省配线集成阀

T10 集中端子台

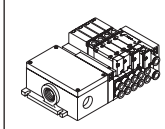

T20 多功能接插件

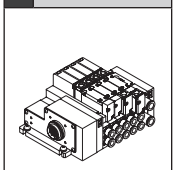

T30 D-Sub接插件

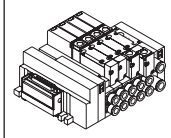

T5□ 扁平电缆接插件

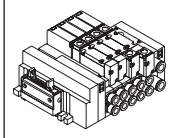

T7□ 串行传输

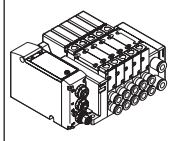

T8□ 串行传输

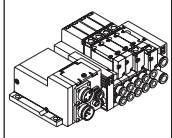

手动装置

无符号 非锁定锁定式通用（标准配备）

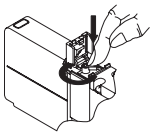

①非锁定式为PUSH时ON松开时OFF

②锁定式为PUSH＋右转90°时保持ON状态左转时锁定解除OFF

M 非锁定式手动装置

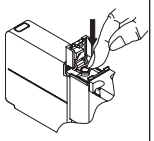

①PUSH时ON松开时OFF

M7 带OFF功能手动装置

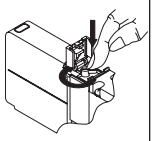

①通常手动操作（非锁定式）PUSH时ON松开时OFF

②OFF功能操作（通电锁定式）PUSH＋右转90°时保持先导空气停止供给状态左转时解除锁定供给先导空气

其他选择项

H 带误动作防止阀

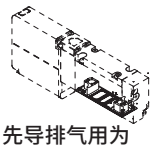

先导排气用为标准配备

F AB气口内置过滤网

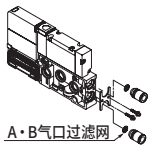

Z1 供气隔板

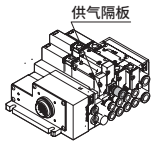

K 外部先导

主压力与先导压力的个别回路规格。

D DIN导轨安装

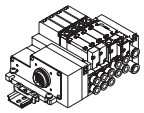

Z3 排气隔板



A 臭氧・切削油对应产品

根据切削油流入对应、臭氧对应等进行选型。

Y** 输入输出模块

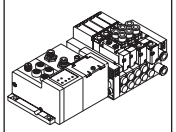

Z6 隔板型先导单向阀

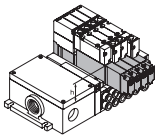

Z8 进气截止阀个别供气隔板

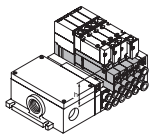

先导单向阀（※1）（分体型）

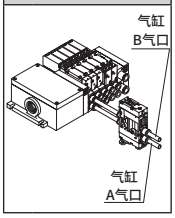

※1 详情请参阅第194页。

电线连接回路图（电磁阀内部）

带指示灯・浪涌吸收器（标准配备）

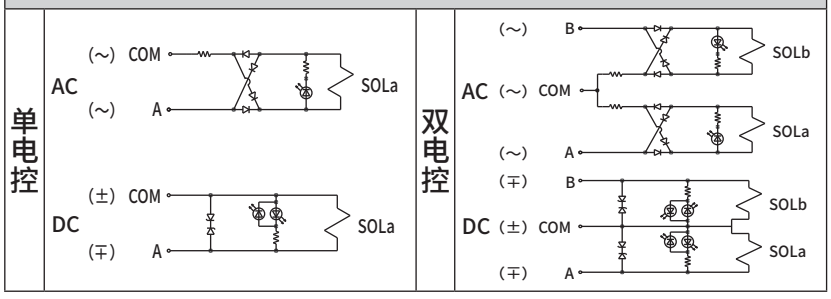

浪涌吸收器使用齐纳二极管。