MN4GA・4GB系列

※金属底板（一体型）请参阅第425页。

		外观系列		机种型号	电线连接	位置 线圈数 JIS符号	阀能力 流量特性C (dm³/(s・bar)) 注1	阀能力 适用缸径	电压(V)
个别配线集成阀	直接配管	MN4GA180R	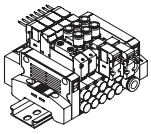	MN4GA1	无符号 －E□	●3通阀 2位单电控NC型 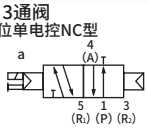	1.0～1.2	φ20～φ40	AC100 AC200 DC24 DC12 DC3 DC5 （注2）
				MN4GA2	无符号 －E□ －B		2.2～2.5	φ40～φ80	
	底板配管	MN4GB180R	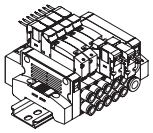	MN4GB1	无符号 －E□	2位单电控NO型 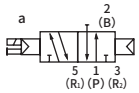	1.0～1.2	φ20～φ40	
				MN4GB2	无符号 －E□ －B	●5通阀 2位单电控 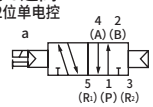	2.2～2.5	φ40～φ80	
省配线集成阀	直接配管	端子台型 MN4GA280R	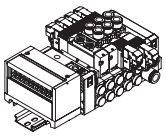	MN4GA1 (N3GA1) (N4GA1)	－T10 －T11 (－A2N)	2位双电控 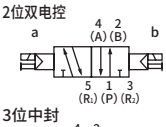	1.0～1.2	φ20～φ40	DC24 DC12
				MN4GA2 (N3GA2) (N4GA2)			2.2～2.5	φ40～φ80	
		接插件型 MN4GA280R	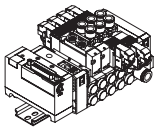	MN4GA1 (N3GA1) (N4GA1)	－T30 －T5□ (－A2N)	3位中封 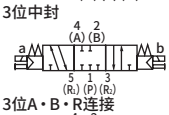	1.0～1.2	φ20～φ40	DC24 DC12
				MN4GA2 (N3GA2) (N4GA2)			2.2～2.5	φ40～φ80	
		串行传输 MN4GA180R	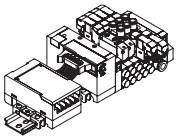	MN4GA1 (N3GA1) (N4GA1)	－T6G1 －T7□ －T8□ (－A2N)	3位A・B・R连接 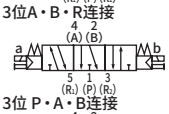	1.0～1.2	φ20～φ40	DC24
				MN4GA2 (N3GA2) (N4GA2)		3位P・A・B连接 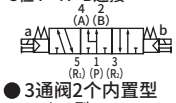	2.2～2.5	φ40～φ80	
	底板配管	端子台型 MN4GB180R	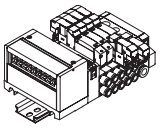	MN4GB1 (N4GB1)	－T10 －T11 (－A2N)	●3通阀2个内置型 NC/NC型 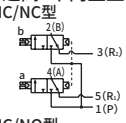	1.0～1.2	φ20～φ40	DC24 DC12
				MN4GB2 (N4GB2)			2.2～2.5	φ40～φ80	
		接插件型 MN4GB180R	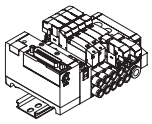	MN4GB1 (N4GB1)	－T30 －T5□ (－A2N)	NC/NO型 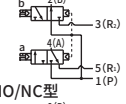	1.0～1.2	φ20～φ40	DC24 DC12
				MN4GB2 (N4GB2)			2.2～2.5	φ40～φ80	
		串行传输 MN4GB280R	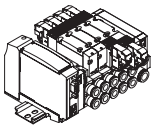	MN4GB1 (N4GB1)	－T6G1 －T7□ －T8□ (－A2N)	NO/NC型 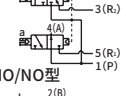	1.0～1.2	φ20～φ40	DC24
				MN4GB2 (N4GB2)		NO/NO型 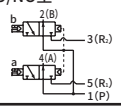	2.2～2.5	φ40～φ80	

注1：有效截面积S与音速导率C的换算公式为S≈5.0×C。
注2：直接引线规格仅支持DC电压。
注3：仅支持底板配管型。
注4：省配线集成阀安装用的规格。仅支持DC12/24V。

	切换位置									A/B配管口																A/B配管口								电线连接												选型页码
	2位				3位			3通阀2个内置型	混合型	倒钩接头	快插接头				快插接头L形（向上）（注3）				快插接头L形（向下）				内螺纹			快插接头				内螺纹		单体、个别配线				省配线										
	常闭	常通	单电控	双电控	中封	ABR连接	PAB连接			Φ1.8	Φ1.8	Φ4	Φ6	Φ8	Φ1.8	Φ4	Φ6	Φ8	Φ1.8	Φ4	Φ6	Φ8	M5	Rc1/8		Φ1/8英寸	Φ5/32英寸	Φ1/4英寸	Φ5/16英寸	NPT1/8	G1/8	直接引线型（注2）	E形接插件	EJ形接插件	DIN端子箱	A形接插件（注4）	集中端子台	D-Sub接插件	带电源端子的扁平电缆	无电源端子的扁平电缆	串行传输				
										CF	C18	C4	C6	C8	CL18	CL4	CL6	CL8	CD18	CD4	CD6	CD8	M5	06		C3N	C4N	C6N	C8N	06N	06G	无符号	E□	E□J	B□	A2N	T1□	T30	T50	T5□	T6G1	T7□	T8□	
	●	●	●	●	●	●	●	●	●	●	●	●	●										●			●	●					●	●	●											630
	●	●	●	●	●	●	●	●	●			●	●	●										●				●	●	●	●	●	●	●	●											
			●	●	●	●	●	●	●	●	●	●	●		●	●	●		●	●	●					●	●					●	●	●											638
			●	●	●	●	●	●	●			●	●	●			●	●			●	●						●	●			●	●	●	●											
	●	●	●	●	●	●	●	●	●	●	●	●	●										●			●	●																			646
	●	●	●	●	●	●	●	●	●			●	●	●										●				●	●	●	●					●	●									
	●	●	●	●	●	●	●	●	●	●	●	●	●										●			●	●																			
	●	●	●	●	●	●	●	●	●			●	●	●										●				●	●	●	●					●		●	●	●						
	●	●	●	●	●	●	●	●	●	●	●	●	●										●			●	●																			
	●	●	●	●	●	●	●	●	●			●	●	●										●				●	●	●	●					●					●	●	●			
			●	●	●	●	●	●	●	●	●	●	●		●	●	●		●	●	●					●	●																			662
			●	●	●	●	●	●	●			●	●	●			●	●			●	●						●	●							●	●									
			●	●	●	●	●	●	●	●	●	●	●		●	●	●		●	●	●					●	●																			
			●	●	●	●	●	●	●			●	●	●			●	●			●	●						●	●							●		●	●	●						
			●	●	●	●	●	●	●	●	●	●	●		●	●	●		●	●	●					●	●																			
			●	●	●	●	●	●	●			●	●	●			●	●			●	●						●	●							●					●	●	●			
			●	●	●	●	●	●	●			●	●	●			●	●			●	●						●	●																	

SCPD3
SCM
SSD2
MDC2
SMG
LCM
LCR
LCG
LCX
STM
STG
STR2
MRL2
GRC
气缸开关
MN3E MN4E
4GA/B
M4GA/B
MN4GA/B
F.R（模块）
洁净F.R
精密R
压力表压差表
电空R
调速阀
辅助阀
接头・气管
洁净气体单元
压力传感器
流量传感器
吹气阀
卷末

电线连接

单体阀・个别配线集成阀

无符号 直接引线 Ⓐ

● 导线长度 300mm

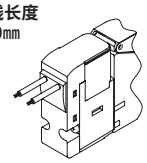

E3 E形接插件附带插座端子ⒸⒷ

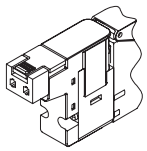

EO E形接插件 Ⓐ

● 导线长度 300mm 500mm 1m 2m 3m

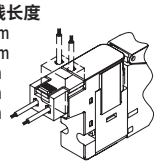

A2N A形接插件向下无插座

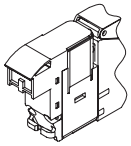

E0N E形接插件无插座

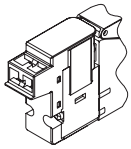

● AC电压比DC电压的ⓐ尺寸长3.5mm。

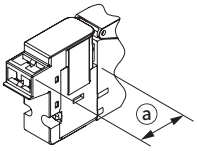

E1 E形接插件附带插座端子

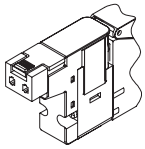

B BN DIN端子箱（BN：无端子箱）

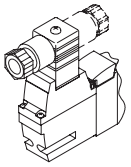

E2 E形接插件ⒶⒸⒷ

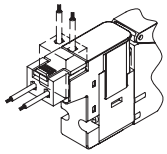

E0*J EJ形接插件 Ⓐ

● 导线长度 1m 2m 3m

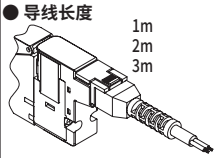

E2N E形接插件无插座ⒸⒷ

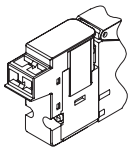

E2*J EJ形接插件ⒶⒸⒷ

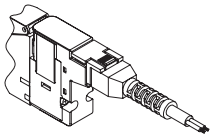

省配线集成阀

T10 集中端子台型 M3螺纹规格（左侧）

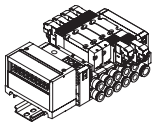

T50 扁平电缆带电源端子（左侧）

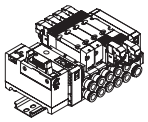

T10R 集中端子台型 M3螺纹规格（右侧）

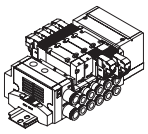

T50R 扁平电缆带电源端子（右侧）

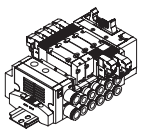

T11 集中端子台型 压紧规格（左侧）

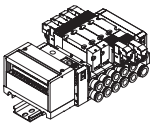

T5 1/2/3 扁平电缆无电源端子（左侧）

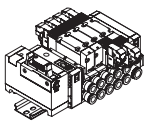

T11R 集中端子台型 压紧规格（右侧）

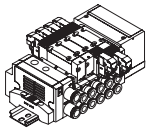

T5 1/2/3 R 扁平电缆无电源端子（右侧）

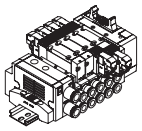

T6G1 串行传输

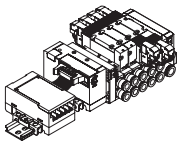

T30 D-Sub接插件型（左侧）

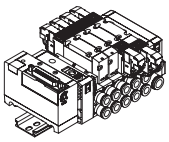

T30R D-Sub接插件型（右侧）

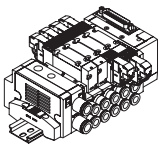

T7*0 T7*1 串行传输 薄槽型

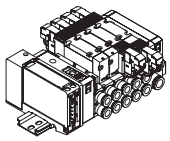

T8*1 T8*2 串行传输 薄槽型

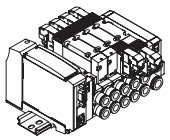

手动装置

无符号 非锁定・锁定通用型（标配）

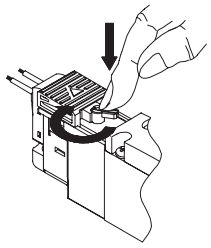

①非锁定式 Push时ON 松开时OFF

②锁定式 Push＋右转90° 时保持ON状态 左转时锁定解除OFF

M 非锁定式

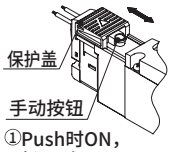

①Push时ON，松开时OFF

Ⓐ：带导线
Ⓑ：带指示灯
Ⓒ：带浪涌吸收器

其他选择项

H 带排气误动作防止阀

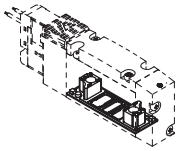

先导排气用为标配

K 外部先导

主压力与先导压力的个别回路规格。

A 臭氧・切削水对应产品

根据切削油流入对应、臭氧对应等进行选型。

F A・B气口内置过滤网

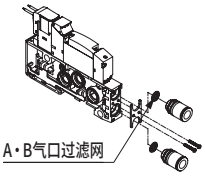

G1 G2 压力传感器

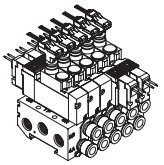

Z1 Z3 供气隔板 排气隔板

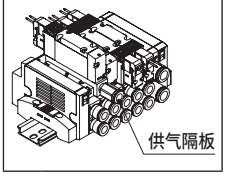

其他选择项

W1 单电控备用配线

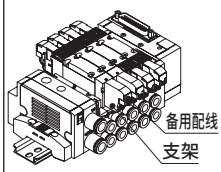

L 带配管适配器

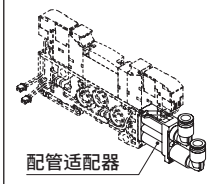

Q 省配线槽

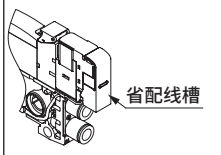

电线连接回路图

	电线连接		无导线	带导线	带指示灯	带浪涌吸收器	无插座	回路图
	无符号	直接引线		●				DC (±) (∓)
	E0	E形接插件		●				DC (±) (∓) / AC 100V (～) (～)
	E0※J	EJ形接插件		●				
	E0N	E形接插件					●	
	E1	E形接插件	●					
	E2	E形接插件		●	●	●		DC (±) (∓) / AC 100V (～) (～)
	E2※J	EJ形接插件		●	●	●		
	E2N	E形接插件			●	●	●	
	E3	E形接插件	●		●	●		
	A2N	A形接插件			●	●	●	DC (±) (∓)
	B	DIN端子箱	●		●	●		DC (±) (∓) / AC 100V (～) (～)
	BN	DIN端子箱（无端子箱）						AC 200V (～) (～)
选择项 S	E2	E形接插件		●	●	●		DC (±) (∓)
	E2※J	EJ形接插件		●	●	●		
	E2N	E形接插件			●	●	●	
	A2N	A形接插件			●	●	●	
选择项 E	E2	E形接插件		●	●	●		DC (±) (∓) 控制回路
	E2※J	EJ形接插件		●	●	●		
	E2N	E形接插件			●	●	●	
	A2N	A形接插件			●	●	●	