

Air filter Outdoor series

# FW3000/FW4000/FW8000-W Series

A series of outdoor specification products.

● Port size: 1/4 to 1

JIS symbol



## Specifications

Item	FW3000-W	FW4000-W	FW8000-W
Working fluid	Compressed air		
Max. working pressure MPa	1.0 *1, 2		
Proof pressure MPa	1.5		
Fluid temperature °C	-20 to 60 (no freezing)		
Ambient temperature °C	-20 to 60		
Filtration rating μm	5 or 0.3		
Drain capacity cm <sup>3</sup>	45	80	80 (*4)
Port size Rc, NPT, G	1/4, 3/8	1/4, 3/8, 1/2	3/4, 1
Weight kg	0.35	0.55	1.26

\*1: In the case of "F" with auto-drain, the min. working pressure of auto-drain is 0.1MPa.  
Air is purged with initial drain until pressure reaches 0.1 MPa.

\*2: In the case of "F1" with auto-drain, the min. working pressure of auto-drain is 0.15 MPa.

\*3: When "F" or "F1" with auto-drain is selected, be careful of drain freezing.

\*4: Only the manual petcock type can store up to 170 cm<sup>3</sup>.

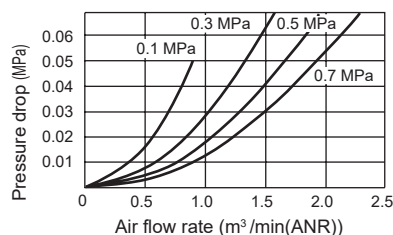
## Option weight

\* Add to the weight of the standard accessories. Unit: kg

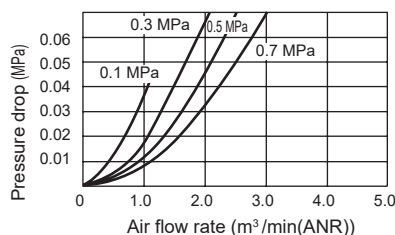
Code	Drain discharge		Attachment
	F	F1	BW
FW3000	0.02	0.02	0.17
FW4000	0.02	0.02	0.21
FW8000	0.02	0.02	0.36

## Flow characteristics

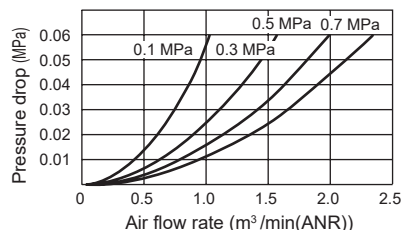
### ● FW3000-8-W



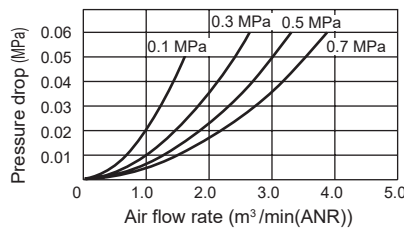
### ● FW3000-10-W



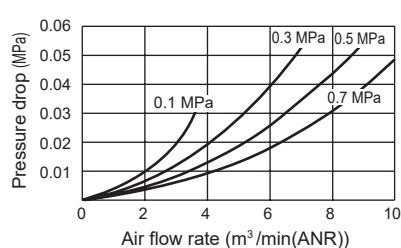
### ● FW4000-8-W



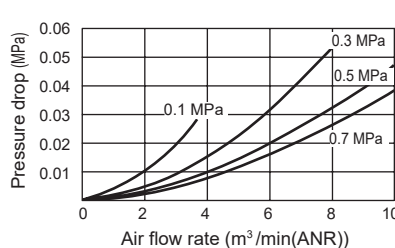
### ● FW4000-10-W



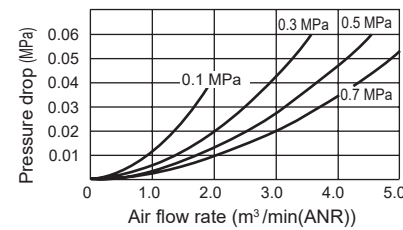
### ● FW8000-20-W



### ● FW8000-25-W



### ● FW4000-15-W

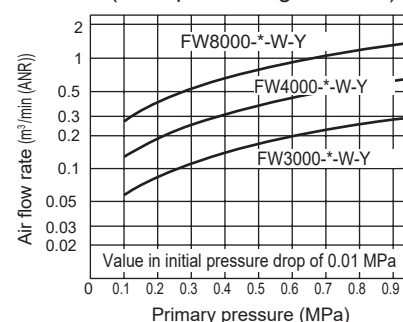


### ● FW3000

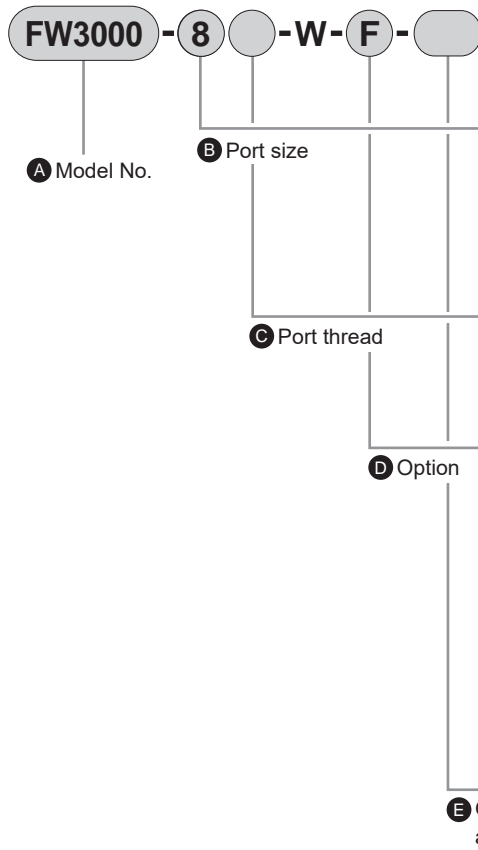
● FW4000 -\*-W-Y (0.3 μm element)

● FW8000

(Max. processing flow rate)



### How to order



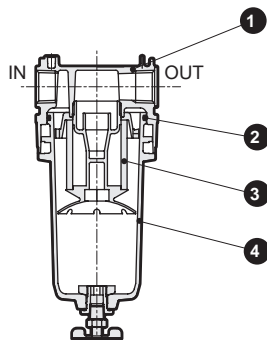
		A Model No.		
		FW3000	FW4000	FW8000
Code	Description			
<b>B Port size</b>				
8	1/4	●	●	
10	3/8	●	●	
15	1/2		●	
20	3/4			●
25	1			●
<b>C Port thread</b>				
		*1, *2		
Blank	Rc thread (pressure unit: MPa temperature display unit: °C)	●	●	●
N	NPT thread (pressure unit: psi temperature display unit: °F)	●	●	●
G	G thread (pressure unit: bar temperature display unit: °C)	●	●	●
<b>D Option</b>				
		*3		
Drain discharge *4	Blank	With manual cock	●	●
	F	Auto-drain with manual override (NO: Exhaust when not pressurized)	●	●
	F1	Auto-drain with manual override (NC: No exhaust w/o pressurization)	●	●
Element	Blank	5 μm	●	●
	Y	0.3 μm (submicron) *5	●	●
guarantee period	Blank	1 year after delivery	●	●
	G	3 years after delivery (with inspection certificate, inspection guidelines, traceability system diagram) *6, *7	●	●
Flow Direction	Blank	Standard flow (left → right)	●	●
	X1	Reverse flow (right → left)	●	●
<b>E Other attachments</b>				
Blank	Not included	●	●	●
BW	C-bracket	●	●	●

### ⚠ Precautions for model No. selection

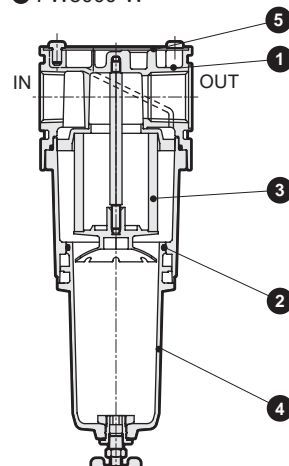
- \*1: G and NPT threads are available for IN, OUT and drain outlet of auto-drain.
- \*2: In compliance with the Measurement Act, the psi display cannot be used in Japan.
- \*3: Select options for the drainage, element, warranty period and flow direction items. When selecting options for several items, list options in order from the top.
- \*4: Refer to "Pneumatic, Vacuum, and Auxiliary Components (Catalog No.CB-024SA)" for the auto-drain use conditions.
- \*5: Refer to page 1 for max. processing flow rate when option "Y" is selected.
- \*6: The warranty period of option G is guaranteed for a period of three years from the date of delivery or for a period of one year from the start of use, whichever comes first.
- \*7: For option G, the specifications and drawings must be exchanged. Refer to page 98 for details.

### Internal structure and parts list

● FW3000-W, FW4000-W



● FW8000-W

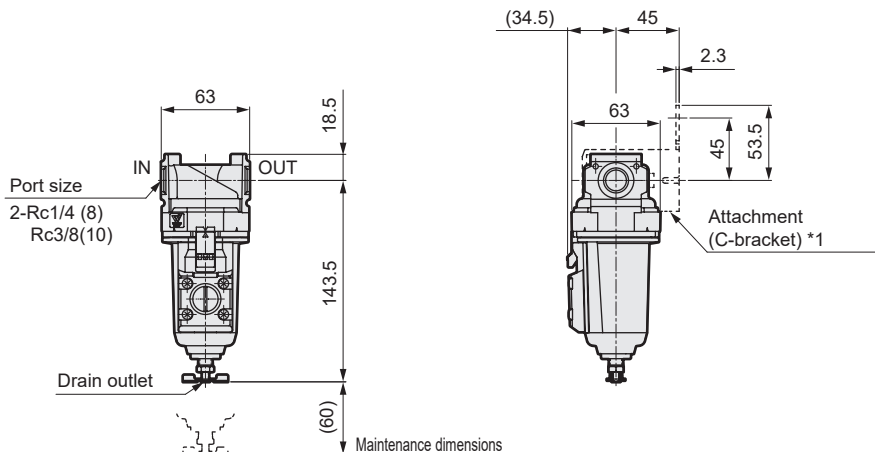


No.	Part name	Material
1	Body	Aluminum alloy die-casting
2	O-ring	Special nitrile rubber
3	Element	Polypropylene
4	Metal bowl assembly	Aluminum alloy die-casting, brass, zinc alloy die-casting, nitrile rubber
5	Plate cover	Aluminum

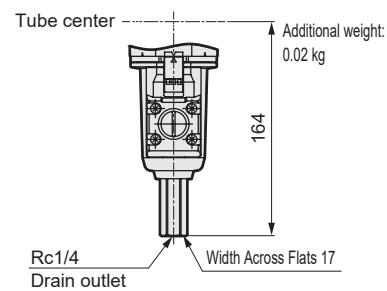
# Air Filter Series

## Dimensions

### ● FW3000-W

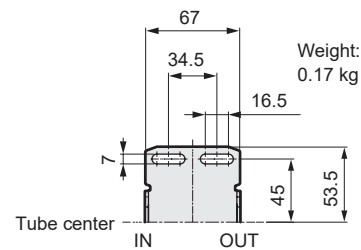


- Optional dimensions
- With auto-drain (F, F1)

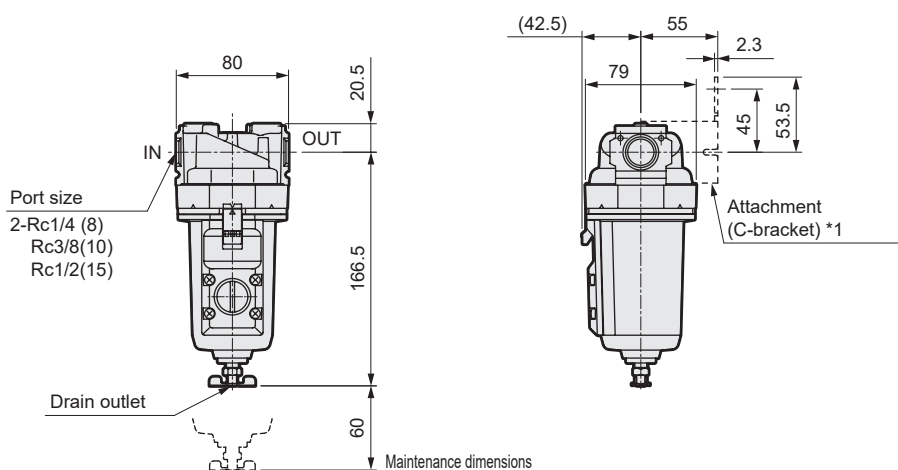


- Attachment
- C-bracket (-BW)
- Part model No.: B320
- Material: Steel
- Zinc plated

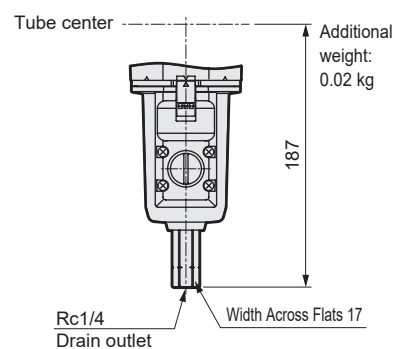
\*1: Bracket is optionally included.



### ● FW4000-W

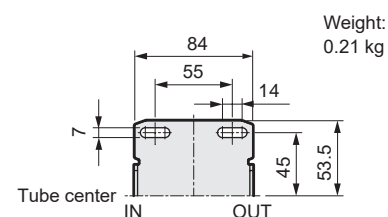


- Optional dimensions
- With auto-drain (F, F1)



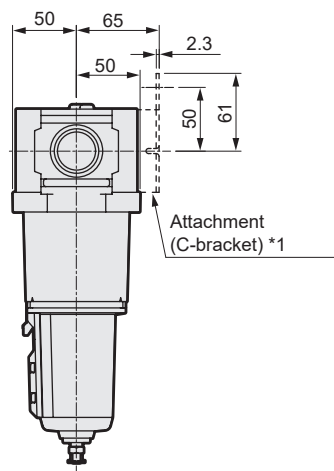
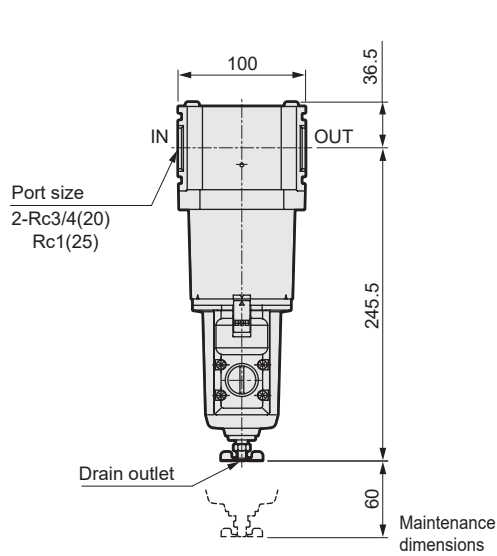
- Attachment
- C-bracket (-BW)
- Part model No.: B420

\*1: Bracket is optionally included.



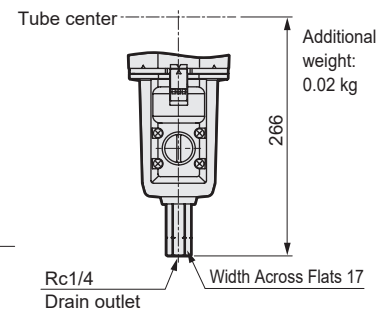
### Dimensions

● FW8000-W

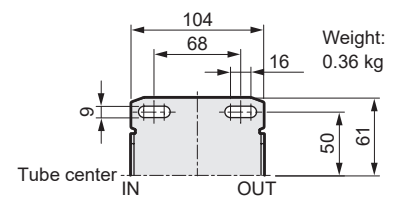


\*1: Bracket is optionally included.

· Optional dimensions  
With auto-drain (F, F1)



· Attachment  
C-bracket (-BW)  
Part model No.: B820



Drain separator  
F.R.L. unit

Pneumatic auxiliary  
components

Pneumatic  
valves

Fluid control  
valves

Pneumatic  
cylinders

Related  
products

Safety  
precautions