












Series variation

Compact 2, 3-port solenoid valve

EXA
FWD
HNB/G
USB/G
FAB/G
FGB/G
FVB
FWB/G
FHB
FLB
AB
AG
AP/ AD
APK/ ADK
DryAir
EX- XPLNprf
XPLNprf
HVB/ HVL
S ◇ B/ NAB
LAD/ NAD
Water- Rela
NP/NAP/ NVP
SNP
CHB/G
MXB/G
Other valves
SWD/ MWD
DustColl
CVE/ CVSE
CCH/ CPE/D
LifeSci
Gas- Combus
Auto- Water
Outdoor
SpecFld
Custom
Ending

No. of ports	Model		Configuration	Actuation category	
2-port		EXA Push-in fitting	Single unit	NC (open when energized)	
		GEXA Push-in fitting	Manifold	NC (open when energized)	
		EXA Aluminum body	Single unit	NC (open when energized)	
		FWD	Single unit	NC (open when energized)	
		HNB1	Single unit	NC (open when energized)	
		USB2	Single unit	NC (open when energized)	
		USB3	Single unit	NC (open when energized)	
		HNG1	Single unit	Universal	
3-port		USG2	Single unit	Universal	
		USG3	Single unit	Universal	
		US (resin body)	Single unit	NC (open when energized)/ universal	

	Port size	Working fluid	Page
	ø6, 8, 10, 12 push-in fitting	Compressed air	6
	ø6, 8, 10, 12 push-in fitting	Compressed air	10
	Rc1/4,Rc3/8	Compressed air	14
	Rc1/4 Rc3/8 Rc1/2 Rc3/4 Rc1	Water	16
	M5	Compressed air/water/dry air/low vacuum (1.33×10^2 Pa(abs))	24
	M5	Compressed air/water/dry air/low vacuum (1.33×10^2 Pa(abs))	28
	Rc1/8	Compressed air/water/dry air/low vacuum (1.33×10^2 Pa(abs))	30
	M5	Compressed air/water/dry air/low vacuum (1.33×10^2 Pa(abs))	26
	M5	Compressed air/water/dry air/low vacuum (1.33×10^2 Pa(abs))	32
	Rc1/8	Compressed air/water/dry air/low vacuum (1.33×10^2 Pa(abs))	34
	M6, barbed fitting, 1/4-28UNF	Compressed air/water/pure water/dry air/ low vacuum (1.33×10^2 Pa(abs))	36

EXA
FWD
HNB/G
USB/G
FAB/G
FGB/G
FVB
FWB/G
FHB
FLB
AB
AG
AP/ AD
APK/ ADK
DryAir
EX- XPLNprf
XPLNprf
HVB/ HVL
S [◇] B/ NAB
LAD/ NAD
Water- Rela
NP/NAP/ NVP
SNP
CHB/G
MXB/G
Other valves
SWD/ MWD
DustColl
CVE/ CVSE
CCH/ CPE/D
LifeSci
Gas- Combus
Auto- Water
Outdoor
SpecFld
Custom
Ending