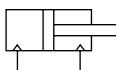
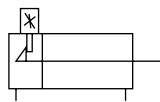
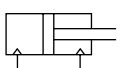


# Series variation



# Linear slide cylinder LCG Series

- LCM
- LCR
- LCG**
- LCW
- LCX
- STM
- STG
- STS/STL
- STR2
- UCA2
- ULK\*
- JSK/M2
- JSG
- JSC3/JSC4
- USSD
- UFCD
- USC
- UB
- JSB3
- LMB
- LML
- HCM
- HCA
- LBC
- CAC4
- UCAC2
- CAC-N
- UCAC-N
- RCS2
- RCC2
- PCC
- SHC
- MCP
- GLC
- MFC
- BBS
- RRC
- GRC
- RV3\*
- NHS
- HRL
- LN
- Hand
- Chuk
- MechHnd/Chuk
- ShkAbs
- FJ
- FK
- SpdContr
- Ending

Variation	Model No.  JIS symbol	Bore size  (mm)	Stroke length (mm)									
			10	20	30	40	50	75	100	125		150
Double acting/ single rod  	LCG	ø6	●	●	●	●	●					
		ø8	●	●	●	●	●	●				
		ø12	●	●	●	●	●	●	●			
		ø16	●	●	●	●	●	●	●	●		
		ø20/ø25	●	●	●	●	●	●	●	●	●	●
Double acting/ position locking  	LCG-Q	ø8	●	●	●	●	●	●				
		ø12	●	●	●	●	●	●	●			
		ø16	●	●	●	●	●	●	●	●		
		ø20/ø25	●	●	●	●	●	●	●	●	●	●
Double acting/ single rod clean-room specifications  	LCG-P7*	ø6	●	●	●	●	●					
		ø8	●	●	●	●	●	●				
		ø12	●	●	●	●	●	●	●			
		ø16	●	●	●	●	●	●	●	●		
		ø20/ø25	●	●	●	●	●	●	●	●	●	●

● : Standard, ◎ : Option, ○ : Made to order, ■ : Not available

LCM
LCR
<b>LCG</b>
LCW
LCX
STM
STG
STS/STL
STR2
UCA2
ULK*
JSK/M2
JSG
JSC3/JSC4
USSD
UFCD
USC
UB
JSB3
LMB
LML
HCM
HCA
LBC
CAC4
UCAC2
CAC-N
UCAC-N
RCS2
RCC2
PCC
SHC
MCP
GLC
MFC
BBS
RRC
GRC
RV3*
NHS
HRL
LN
Hand
Chuk
MechHnd/Chuk
ShkAbs
FJ
FK
SpdContr
Ending

	Option															Plug attached	Switch	Page
	Stroke adjusting stopper						Shock absorber stopper						With buffer		Anti-rust treated			
	Stopper position ①	Stopper position ②	Stopper position ③	Stopper position ④	Stopper position ①/③	Stopper position ②/④	Stopper position ①	Stopper position ②	Stopper position ③	Stopper position ④	Stopper position ①/③	Stopper position ②/④	Without switch groove	With switch groove	Anti-rust treated product			
	S1	S2	S3	S4	S5	S6	A1	A2	A3	A4	A5	A6	B	BL	U	N		
	◎	◎	◎	◎	◎	◎	◎	◎	◎	◎	◎	◎	◎	◎	■	◎	◎	140
	◎	◎	■	■	■	■	◎	◎	■	■	■	■	◎	◎	■	■	◎	164
	◎	◎	◎	◎	◎	◎	■	■	■	■	■	■	■	■	◎	◎	◎	172

● Stopper position

