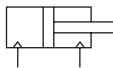
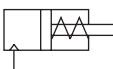




# Series variation



# Small direct mounting cylinder MDC2 Series

●: Standard, ◎: Option, ■: Not available

Variation	Model No. JIS symbol	Bore size (mm)	Standard stroke (mm)					Min. stroke (mm)	Max. stroke (mm)	Switch	Page
			3	4	6	8	10				
Double acting/ single rod with switch 	MDC2 MDC2-L	ø4	●	■	●	■	■	3	6	■	1348
		ø6	■	●	●	●	■	4	8	◎	
		ø8	■	●	●	●	■		◎		
		ø10	■	●	●	■	●		◎		
Single acting/ push with switch 	MDC2-X MDC2-XL	ø4	●	■	●	■	■	3	6	■	1354
		ø6	■	●	●	●	■	4	8	◎	
		ø8	■	●	●	●	■		◎		
		ø10	■	●	●	■	●		◎		
Single acting/ pull with switch 	MDC2-Y MDC2-YL	ø4	●	■	●	■	■	3	6	■	1354
		ø6	■	●	●	●	■	4	8	◎	
		ø8	■	●	●	●	■		◎		
		ø10	■	●	●	■	●		◎		
Double acting/ fine speed with switch 	MDC2-F MDC2-LF	ø6	■	●	●	●	■	4	8	◎	1364
		ø8	■	●	●	●	■			◎	
		ø10	■	●	●	■	●			◎	

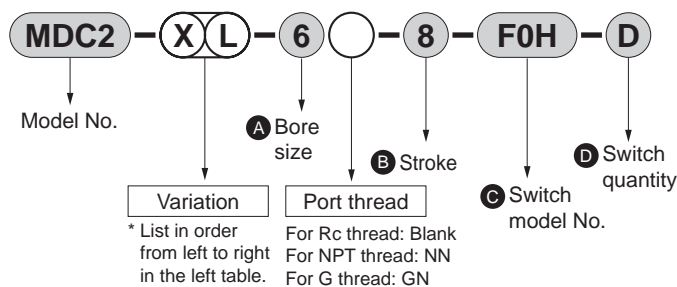
### Variation and option combination selection table

- ⊙: Option
- : Available (made-to-order product)
- △: Available depending on conditions (Contact CKD.)
- x: Not available

Category		Category	Variation					Port thread		Option			
			Double acting/single rod	Single acting/push	Single acting/pull	With cylinder switch	Fine speed	NPT	G		Copper and PTFE free	Clean-room specifications (exhaust port)	Clean-room specifications (vacuum treatment)
		Code	None	X	Y	L	F	N	G		P6	P7	P71
Variation	Double acting/single rod	Blank						x	x		○	⊙	⊙
	Single acting/push	X			x	⊙	x	x	x		○	x	x
	Single acting/pull	Y				⊙	x	x	x		○	x	x
	With cylinder switch	L					⊙	x	x		○	⊙	⊙
	Fine speed	F						x	x		x	⊙	⊙
Port thread	NPT	N							x		x	x	x
	G	G									x	x	x
Option	Copper and PTFE free	P6										x	x
	Clean-room specifications (exhaust port)	P7											x
	Clean-room specifications (vacuum treatment)	P71											
Accessory	Cylinder switch	Listed separately	⊙	⊙	⊙	⊙	⊙	x	x		○	⊙	⊙

\*1: Refer to "Components for Clean Room Specifications" No. CB-033SA for the clean room specifications P7 and P71.

### [Example of model No.]



Model No.: Small direct mounting cylinder

● Variation: Single acting/push/with switch

- A** Bore size :  $\varnothing 6$  mm
- B** Stroke : 8 mm
- C** Switch model No.: Reed FO switch, lead wire 1 m
- D** Switch quantity : 2

SCP\*3

CMK2

CMA2

SCM

SCG

SCA2

SCS2

CKV2

CAV2/  
COVP/N2

SSD2

SSG

SSD

CAT

**MDC2**

MVC

SMG

MSD/  
MSDG

FC\*

STK

SRL3

SRG3

SRM3

SRT3

MRL2

MRG2

SM-25

ShkAbs

FJ

FK

Spd  
Contr

Ending