



Main line components

Safety Precautions

Be sure to read this section before use.

Refer to Intro Page 63 for general precautions

and refer to "▲ Safety precautions" for detailed precautions for individual series.

Precautions for each model series and for individual products

Automatic drain DT3000/DT4000-W Series



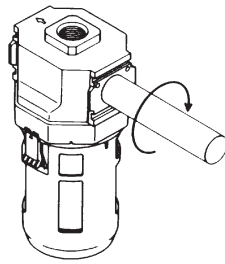
CAUTION

Mounting, installation and adjustment

1 Piping screw-in torque

Make sure that excessive torque is not applied to the body and pipes when piping.

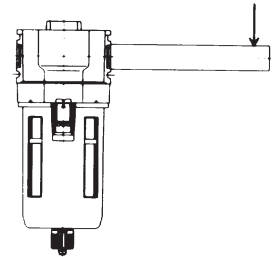
	3000/4000 Series
Max. torque N·m	30



2 Piping, load torque

Avoid applying piping load or torque to the body or pipes.

	3000/4000 Series
Max. torque N·m	50



Use/maintenance

▲ CAUTION

■ Avoid direct sunlight. Avoid installing this product where it is subject to direct ultraviolet.

■ As the bowl is made of polycarbonate, avoid exposing it to the chemicals on page 1913 or to an atmosphere containing them. A metal bowl is available if these chemicals must be used.

■ Use a household neutral detergent to wash the bowl, and then rinse with water.

■ Use an inner diameter of $\varnothing 5.7$ to 6.0 and piping of 5 m or less for the drain discharge section. Do not use vertical piping. Do not route it vertically. Pipe so that no lateral load is applied on the bowl.

■ Compatible compressor capacity is 0.75kW or more (discharge flow rate 90/min or more). (Normally open auto-drain only)

■ Prevent drainage exceeding the processing capability from entering the product. The product may malfunction if such a large amount of drain enters even temporarily.

■ The service life may be extremely short in an environment where a large amount of foreign matter enters the bowl. Periodically maintain the product and replace the bowl assembly.

■ The bowl assembly is a consumable part. Supports your working environment and frequency for periodic replacement.

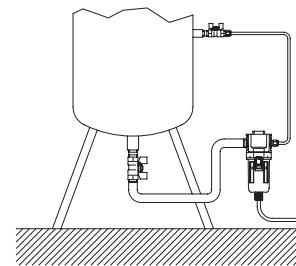
■ Confirm that pressure has been released before mounting or removing the bowl and bowl guard.

■ Do not use hot air in that it may result in shorter service life or corrosion of the component.

■ Even when the drain piping is opened due to mounting restrictions, it can be discharged by the following procedure.

(1) Open the cock slightly to let the air bleed.

(2) Remove the cock and provide pressure equalization piping to the tank as shown in the figure below.



■ Repeated and sudden increase and decrease in pressure must be avoided because it could adversely affect the service life of the drain discharger. Moderate the pressure change in the circuit.

Cautions for attaching/detaching the bowl/bowl guard

▲ CAUTION

■ Removing residual pressure

- To remove residual pressure, use the manual cock at the bottom. For a metal bowl, use the cock on the side. Remove the pressure applied inside the bowl and confirm that there is no residual pressure.

■ Attaching/detaching

- After removing residual pressure, press on the latch and push up and turn the bowl and bowl guard.

F.R.L.
F.R.
F (Filtr)
R (Reg)
L (Lub)
Drain Separ
Mech Press SW
Res press exh valve
SlowStart
Anti-bac/Bac-remove Filtr
Film Resist FR
Oil-ProhR
Med Press FR
No Cu/PTFE FRL
Outdrs FRL
Adapter Joiner Press Gauge
CompFRL
LgFRL
PrecsR
VacF/R
Clean FR
ElecPneUR
AirBoost
Speed Ctrl
Silncr
CheckV/other
Fit/Tube
Nozzle
Air Unit
PrecsCompn
Electro Press SW
ContactSW
AirSens
PresSW Cool
Air Flo Sens/Ctrl
WaterRiSens
TotAirSys (Total Air)
TotAirSys (Gamma)
Gas generator
RefrDry
DesicDry
HiPolymDry
MainFiltr
Dischrg etc
Ending

● **Chemical resistance of plastic bowl** Use metal bowl in an atmosphere with the following chemicals.

Chemicals	Chem categ	Main products of chemicals	General applications	Polycarbonate bowl	Nylon bowl
Inorganic compound	Acids	Hydrochloric acid, sulfuric acid, fluorine, phosphoric acid, chromic acid, etc.	Acid metal wash, acid degreasing soln, coating treatment soln, etc.	×	×
	Alkalines	Alkalis such as caustic soda, caustic potash, calcium hydroxide, aqueous ammonia, sodium carbonate	Alkaline degreasing solution for metals	×	○
	Inorganic salts	Sodium sulfide, potassium nitrate, potassium bichromate, sodium sulfate, etc.		×	○
Organic compound	Aromatic HCs	Benzene, toluene, xylene, ethyl benzene, styrene, etc.	Contained in paint thinner (benzene, toluene, and xylene)	×	×
	Chlorinated aliphatic hydrocarbons	Methyl chloride, ethylene chloride, methylene chloride, acetylene chloride, chloroform, trichlene, perchlene, carbon tetrachloride	Organic solvent-based washing solution for metals (trichlene, perchlene, carbon tetrachloride, etc.)	×	○
	Cl Arom HCs	Chlorobenzene, dichlorobenzene, benzene hexachloride (B/H/C), etc.	Agricultural chemicals	×	○
	Petrol components	Solvent naphtha, gasoline, kerosene		×	○
	Alcohols	Methyl alcohol, ethyl alcohol, cyclohexanol, benzyl alcohol	Used as antifreezing agent	×	×
	Phenol	Carbolic acid, cresol, naphthol, etc.	Disinfectant solution	×	×
	Ethers	Methyl ether, methyl ethyl ether, ethyl ether	Additive of brake oil	×	○
	Ketones	Acetone, methyl ethyl ketone, cyclohexanone, acetophenone, etc.		×	×
	Carboxylic acids	Formic acid, acetic acid, butyl acid, acrylic acid, oxalic acid, phthalic acid, etc.	Dyes/oxalic acid for aluminum processing, phthalic acid for paint base	×	×
	Esters	Dimethyl phthalate (DMP), diethyl phthalate (DEP), dibutyl phthalate (DBP), dioctyl phthalate (DOP)	Lubricant, synthetic coolant, rust preventing agent additive plasticizer for synthetic resin	×	○
	Oxyacids	Glycol acid, lactic acid, malic acid, citric acid, tartaric acid		×	×
	Nitro compounds	Nitromethane, nitroethane, nitroethylene, nitrobenzene, etc.		×	○
	Amines	Methylamine, dimethylamine, ethylamine, aniline, acetanilide, etc.	Additive of brake oil	×	×
Nitriles	Acetonitrile, acrylonitrile, benzonitrile, acetoisonitrile, etc.	Raw material for nitrile rubber	×	○	

F.R.L.
F.R.
F (Filtr)
R (Reg)
L (Lub)
Drain Separ
Mech Press SW
Res press exh valve
SlowStart
Anti-bac/Bac-remove Filtr
Film Resist FR
Oil-ProhR
Med Press FR
No Cu/ PTFE FRL
Outdris FRL
Adapter Joiner Press Gauge
CompFRL
LgFRL
PrecsR
VacF/R
Clean FR
ElecPneuR
AirBoost
Speed Ctrl
Silncr
CheckV/ other
Fit/Tube
Nozzle
Air Unit
PresCompn
Electro Press SW
ContactSW
AirSens
PresSW Cool
Air Flo Sens/Ctrl
WaterRISens
TotAirSys (Total Air)
TotAirSys (Gamma)
Gas generator
RefrDry
DesicDry
HiPolymDry
MainFiltr
Dischrg etc
Ending