



Grippers for collaborative robots Compact

RLSH -JK SERIES

With speed controller, cylinder switch
Port size: $\varnothing 4$ push-in fitting



Specifications

Descriptions	RLSH
Bore size mm	$\varnothing 20$
Actuation	Double acting
Working fluid	Compressed air
Max. working pressure MPa	0.7
Min. working pressure MPa	0.1
Port size	$\varnothing 4$ push-in fitting
Ambient temperature $^{\circ}\text{C}$	0 to 50
Operating stroke length mm	18
Repeatability mm	± 0.01
Weight kg	0.8
Display lamp	Blue/green
Cylinder switch	With F2H (Lit when yellow LED ON)

Note: When manufacturing the attachment according to the workpiece, refer to page 4.

How to order

RLSH - A20D1N - L1 - **F** **Y2V** - JK

A Robot flange

B Accessories
JAKA Robot
Zu Series compatible

Code	Description
A Robot flange	
Blank	Without robot flange
F	With robot flange (*1)
B Accessories	
Blank	No accessories
Y2	Test attachment (*2)
V	Directional control valve/tube (*3)

*1: Robot flange mounting bolts included

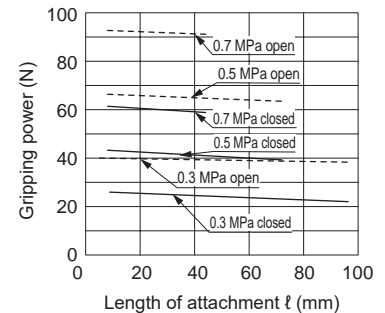
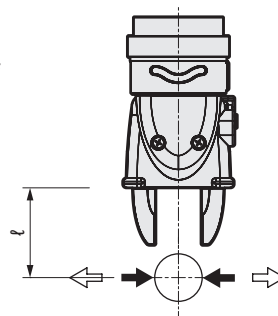
*2: Use it for grip tests as it is made of resin. (Weight: 25 g per piece)

*3: Directional control valves are with $\varnothing 4$ push-in fitting (air supply port, A/B port), silencer (R1/R2 port) and mounting plate. Outer diameter $\varnothing 4$ length 2.5 m x 2 tubes. For details on the directional control valve, refer to the end of this section.

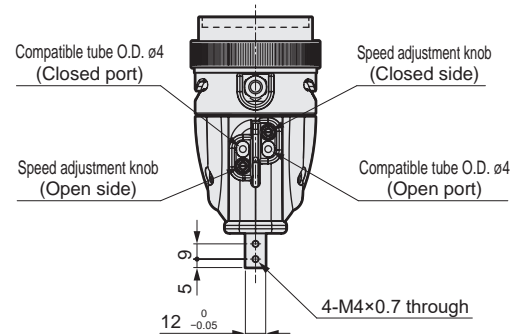
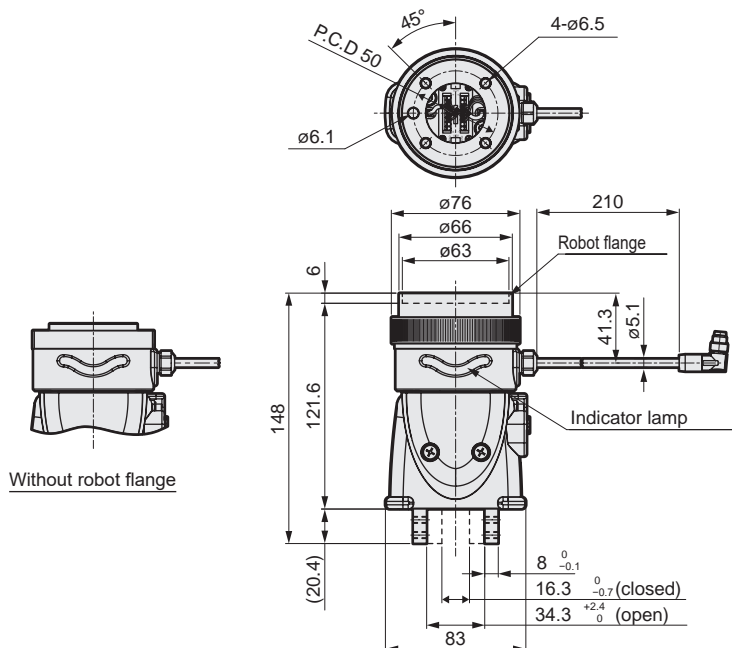
Gripping power performance data

- Gripping power is the thrust (one finger) in the direction of the arrow shown in the figure.
- The gripping force acting in the opening and closing directions of the gripper's attachment length l when the supply pressure is 0.3, 0.5 and 0.7 MPa.

- Open direction(\leftarrow) ----- (Broken line)
- Close direction(\rightarrow) ————— (shown with continuous line)



Dimensions



Dimensions when attachment is installed

