

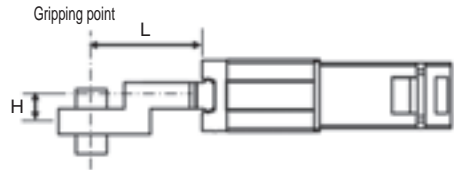
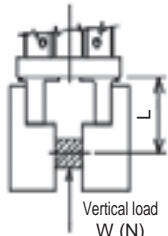
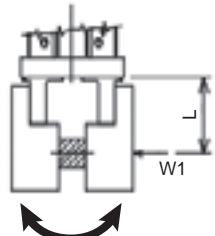
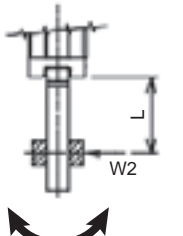
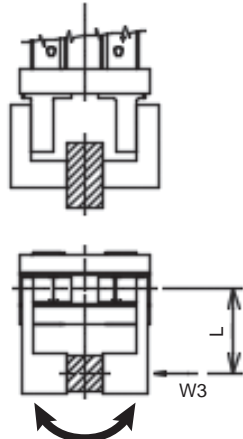
FLSH Series model selection check sheet → CKD(Contact)

Fill in the form and send to the nearest CKD Sales Office. We will respond with the model selection results.

Customer:

Company		Department	
Name		E-mail	
Tel.		Fax	

Selecting conditions:

Desired model			
Basic specifications	Max. Stroke (per side): mm		
Operating conditions	Travel Stroke (per side): mm, travel time: s		
	Gripping power (One side): N		
	Open/close speed (singleside): mm/s, gripping speed: mm/s		
	Repeatability: ± mm, positioning repeatability: ± mm		
Load conditions	Mounting orientation: Horizontal / wall mounted / vertical / other		
	Weight of workpiece: kg, material of workpiece:		
	Number of attachments:		Attachment material:
	Attachment length: H: mm L: mm		
	<p>External force on finger: No / Yes</p> <div style="display: flex; justify-content: space-around; align-items: flex-start;"> <div style="text-align: center;">  <p>Vertical load W (N)</p> <p>(Load: N)</p> </div> <div style="text-align: center;">  <p>Bending moment</p> <p>(Load: N, distance: mm)</p> </div> <div style="text-align: center;">  <p>Radial moment</p> <p>(Load: N, distance: mm)</p> </div> <div style="text-align: center;">  <p>Torsion moment</p> <p>(Load: N, distance: mm)</p> </div> </div>		
Working environment	Ambient temperature: °C, Ambient humidity: %		
	Atmosphere:		
Interface specifications	Parallel I/O / IO-Link / CC-Link / EtherCAT / EtherNet/IP		
Remarks			