

Diversified

SCPD3

SCM

Five types of gases can be measured with just one unit

SSD2

Gas type switching function (LCD display, IO-Link) (full scale flow rate 200 L/min or less model)

MDC2

Air, nitrogen, argon, carbon dioxide, gas mixture (mixture of Ar: CO₂ (8:2)) supported with this single flow rate sensor.

SMG

Gas types can be switched by operating buttons on the body.

In the IO-Link specifications, the gas type can be changed remotely from a host controller.

LCM

* For details on mixing ratios, contact CKD.

LCR

LCG

LCX

STM

STG

STR2

MRL2

GRC

Cylinder switch

MN3E
MN4E

4GA/B

M4GA/B

MN4GA/B

F.R (module unit)

Clean F.R

Precision R

Press gauge
Diff. press gauge

Electro-pneumatic R

Speed controller

Auxiliary valve

Fitting/tube

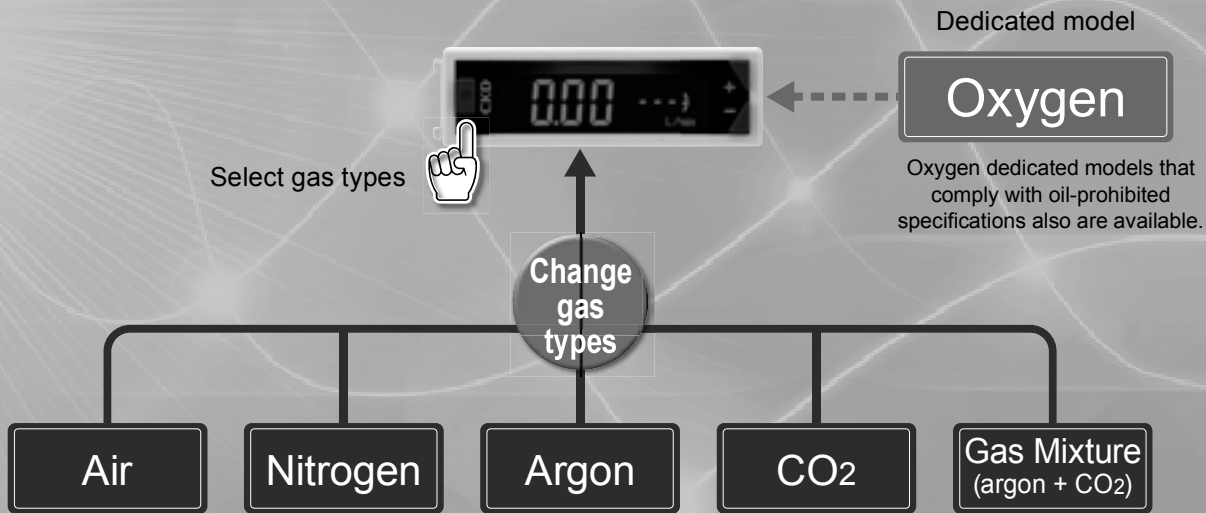
Clean air unit

Pressure sensor


Flow rate sensor

Valve for air blow

Ending



High performance



MEMS stands for Micro Electro Mechanical Systems or the technology of microscopic devices to which microprocessing technology, that is used in the manufacture of semiconductor, is applied.

High precision/high-speed response

Repeatability: Within $\pm 1\%$ F.S.

Display accuracy: Within $\pm 3\%$ F.S.

Response time: 50 msec


Reduced pressure loss

A re-designed flow path results in up to a 50% reduction

Bi-directional fluid measurement

Contributes to reducing tact time

The flow direction can be measured as desired.



Clean-room specifications

Anti-dust generation packaging (P70) and oil-prohibited specifications (P80) are included in the product lineup as standard

Sensors can be used selectively according to the grade of the apparatus.

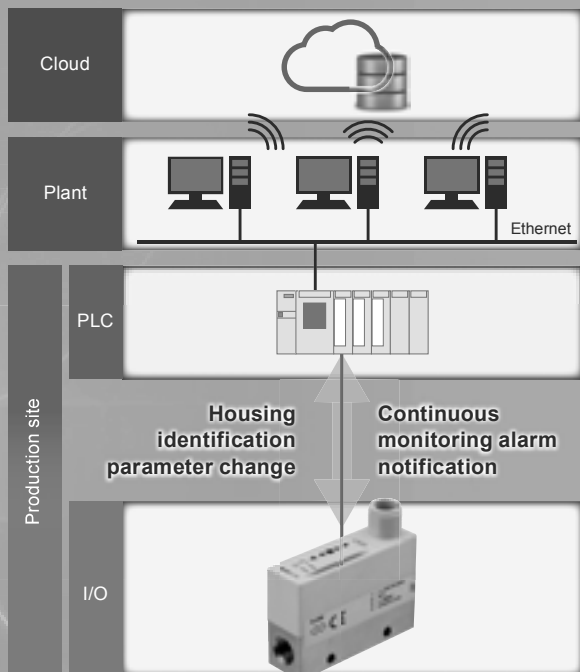
Compatible with outgas

Stainless steel body does not use resin in the flow path, making it ideal for processes that are difficult to outgas.


SCPD3
SCM
SSD2
MDC2
SMG
LCM
LCR
LCG
LCX
STM
STG
STR2
MRL2
GRC
Cylinder Switch
MN3E MN4E
4GA/B
M4GA/B
MN4GA/B
F.R.(module unit)
Clean F.R
Precision R
Press gauge Diff. press gauge
Electro-pneumatic R
Speed controller
Auxiliary valve
Fitting/tube
Clean air unit
Pressure sensor
Flow rate sensor
Valve for air blow
Ending


IO-Link model now included in series


IO-Link is a digital communication specification for on-site sensors and actuators in plants. (IEC61131-9)
This enables the transmission of parameters and event data that could not be transmitted by analog communication.





Features of IO-Link


- 

Digital signals
Continuous monitoring is enabled by the use of digital data.
- 

Parameter remote control
Parameters can be set or changed via a network, allowing apparatus to be remote-controlled.
- 

Housing identification
The model No., serial No. or other unit-unique information can be confirmed on the network.
- 

Plug & Play
Settings can be copied from a master (scanner) unit. This frees the operator from the trouble of having to reset parameters during maintenance.
- 

Abnormality detection
Device failures and disconnections can be confirmed.
- 

Connection to field bus
It is possible to connect by changing to an Ethernet network, enabling the creation of an IoT system.

User-friendly

LCD can be rotated for ease of viewing

The display can be inverted.



Easy mounting (option)

DIN rail mount




Panel mount




Wide selection of fittings

Resin body



Stainless steel body

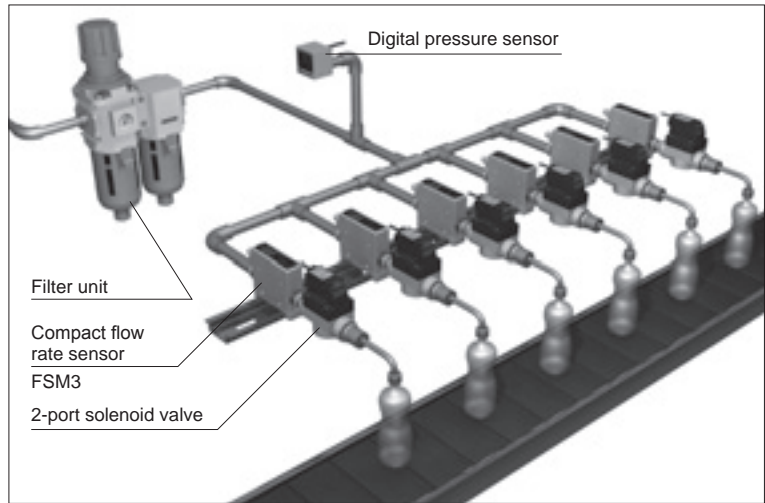



Examples of solutions

- SCPD3
- SCM
- SSD2
- MDC2
- SMG
- LCM
- LCR
- LCG
- LCX
- STM
- STG
- STR2
- MRL2
- GRC
- Cylinder switch
- MN3E
MN4E
- 4GA/B
- M4GA/B
- MN4GA/B
- F.R (module unit)
- Clean F.R
- Precision R
- Press gauge
Diff. press gauge
- Electro-pneumatic R
- Speed controller
- Auxiliary valve
- Fitting/
tube
- Clean air unit
- Pressure sensor
- Flow rate sensor
- Valve for air blow
- Ending

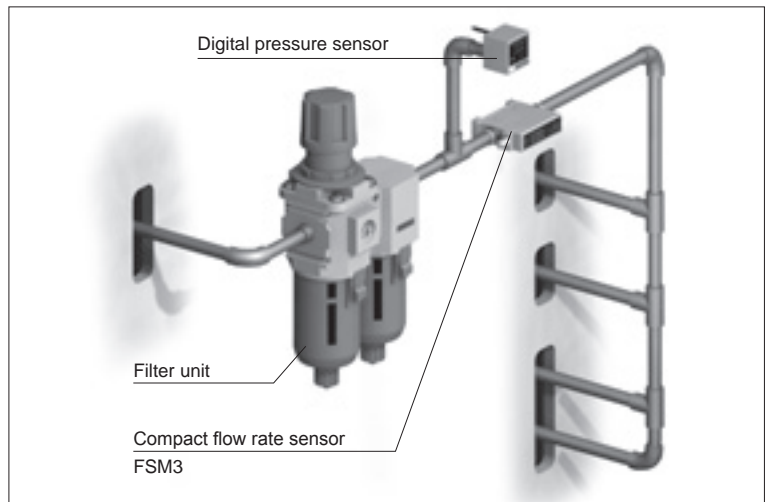

Leakage inspection

The drinking water container is filled with gas to detect leaks.



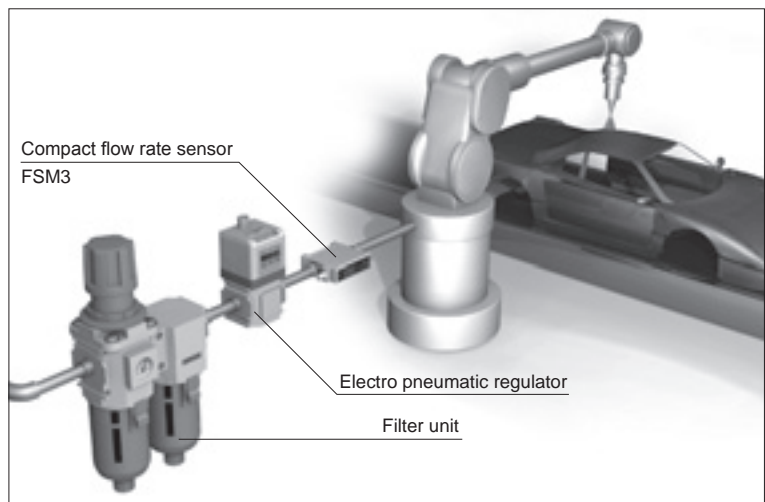

Air consumption management

The air consumption of facilities that use pneumatic devices is monitored.



Painting air flow rate control

Change the air pressure and controls flow rate used during coating with the electro-pneumatic regulator.



Biochemical culture apparatus

CO₂ flow rate is measured to promote the photosynthesis of organisms.


Inline clean filter



Digital pressure sensor



Compact flow rate sensor



Arc welding

Manages argon, gas mixtures (argon + carbon dioxide), and other shielding gases.

Rotary clamp cylinder




Guided cylinder



Cylinder switch with connector



Compact flow rate sensor (IO-Link model)



Electronic part installation

Control the tension of gold wire for installing electronic parts.

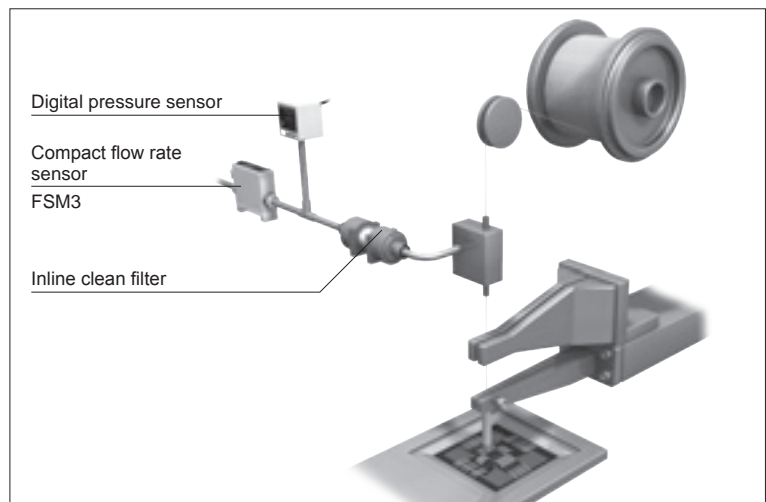
Inline clean filter



Digital pressure sensor



Compact flow rate sensor



SCPD3

SCM

SSD2

MDC2

SMG

LCM

LCR

LCG

LCX

STM

STG

STR2

MRL2

GRC

Cylinder
Switch

MN3E
MN4E

4GA/B

M4GA/B

MN4GA/B

F.R.(module
unit)

Clean
F.R

Precision
R

Press gauge
Diff. press gauge

Electro-
pneumatic R

Speed
controller

Auxiliary
valve

Fitting/
tube

Clean
air unit

Pressure
sensor

Flow rate
sensor

Valve for
air blow

Ending