

List of attachments

Motor mounting bolt (common motor mounting direction)

Model No.	Mounted motor specification	Motor capacity	Size	Quantity
EBS-04 EBR-04	M	50 W	M4	4
	Y		M4	4
	P		M3	4

Coupling

Model No.	Part name	Quantity
LE (Motor mounting direction: Straight)	Coupling (assembled before shipment)	1

Timing belt, pulley (motor side)

Model No.	Shipping format	Quantity
L* (Motor mounting on side/bottom)	Included at shipment *1	1 each

*1 The body side pulley is assembled into the product.

Sensor mounting plate (EBS only)

Model No.	Shipping format	Quantity
For both with and without sensor	Included at shipment *1	3

*1 Screws for mounting plate are also included.
Sensor dogs are assembled onto all products.

Origin sensor, limit sensor


Model No.	Shipping format	Quantity
When selected with sensor	Included at shipment *2	3 pcs *3

*2 Sensor mounting screws are also included. (EBS only)


*3 When "None" is selected for origin sensor or limit sensor, the other sensor is also "None".

Maintenance parts


■ Maintenance parts (coupling)

Model No.	Compatibility	Hole diameter
		
EBS-05-COUPLING	EBS-04, EBR-04	ø8

■ Pulley, timing belt


Model No.	Compatibility	Part
		
EBS-04-BELT-KIT	EBS-04LR/LD/LL	Timing belt, pulley (motor side) (1 piece each)
EBR-04-BELT-KIT	EBR-04LR/LD/LL	

■ Maintenance parts (origin sensor, limit sensor)


Model No.	Compatibility	Part
		
EBS-SENSOR-N-KIT	All EBS models	Main body, cable, mounting plate (1 piece each)*1

*1 Mounting plate screws and sensor mounting screws are also attached.


■ Maintenance parts (origin sensor, limit sensor)

Model No.	Compatibility	Part
		
EBR-SENSOR-N	All EBR models	Body

■ Maintenance parts (grease nozzle)

Model No.	Compatibility
	
EBS-NOZZLE	All models

■ Maintenance parts (steel belt)

Model No.	Compatibility
	
EBS-04-STEELBELT (stroke code 4-digit)	EBS-04 (applicable stroke product)

List of motors recommended for mounting

Code	Model No.		
	Manufacturer	Series	50 W
M	Mitsubishi Electric Corporation	MELSERVO J3	HF-KP053
		MELSERVO J4	HG-KR053
	OMRON Corporation	G5	R88M-K05030
		1S	R88M-1M05030
	Sanyo Denki Co., Ltd.	SANMOTION R	R2□A04005
	Delta Electronics Co., Ltd.	ECMA-C	ECMA-C1040F
Y	YASKAWA Electric Corporation	Σ-V	SGMJV-A5
		Σ-7	SGM7J-A5
	Keyence Corporation	SV	SV-□005
		SV2	SV2-□005
P	Panasonic Co., Ltd.	MINAS A5	MSMD5A
		MINAS A6	MSMF5A
	Bosch Rexroth Corporation	MSM	MSM019A

* Contact CKD for mounting other than the above recommended motors and products of other motor manufacturers.

Related products

Electric Actuator Motorless General

Catalog No. CB-055A

Wide-ranging lineup of motorless electric actuators

■ Slider

For high speed transport

For high load transport

For long stroke transport

For high tact transport

EBS-L Series

ETS/ECS Series

ETV/ECV Series

EKS-L Series

■ Rod

For press fitting and hoisting

EBR-L Series



If the goods and/or their replicas, the technology and/or software found in this catalog are to be exported from Japan, Japanese laws require that the exporter makes sure that they will never be used for the development or manufacture of weapons for mass destruction.

CKD Corporation

<Website>
<https://www.ckd.co.jp/>

Head Office • Plant
 Sales And Marketing Div.
 Overseas Sales Administration dpt.
 East Japan Branch
 2-250, Oujii, Komaki, Aichi 485-8551
 2-250, Oujii, Komaki, Aichi 485-8551
 2-250, Oujii, Komaki, Aichi 485-8551
 4F, Bunkahousou Media Plus, 1-31-1, Hamamatsu-cho,
 Minato-ku, Tokyo 105-0013
 Central Japan Branch
 West Japan Branch
 2-250, Oujii, Komaki, Aichi 485-8551
 1-3-20, Tosabori, Nishi-ku, Osaka 550-0001

TEL(0568)77-1111 FAX(0568)77-1123
 TEL(0568)74-1303 FAX(0568)77-3410
 TEL(0568)77-1338 FAX(0568)77-3461
 TEL(03)5402-3620 FAX(03)5402-0120
 TEL(0568)74-1356 FAX(0568)75-1692
 TEL(06)6459-5770 FAX(06)6446-1945