

B6061/6062 Series

# Relief valve

If the pressure increases, compressed air is released to the atmosphere to maintain the set pressure.

● Port size: Rc1/8 to Rc3/8

JIS symbol

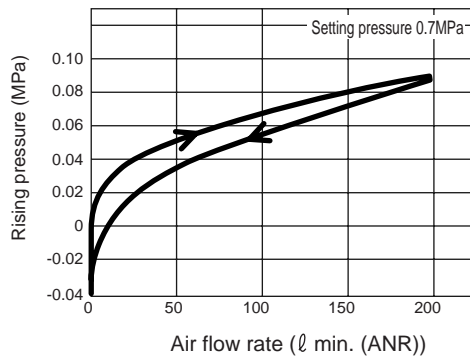


## Specifications

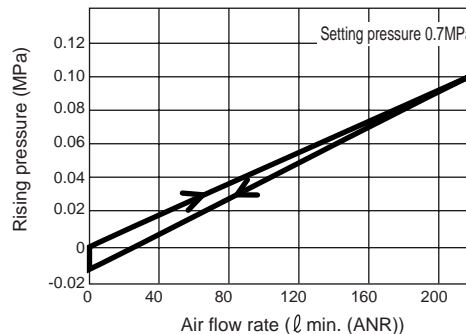
Descriptions	B6061-1C/2C	6062-2C/3C
Appearance		
Working fluid	Compressed air	
Max. working pressure	MPa 0.7	1.0
Withstanding pressure	MPa 1.5	1.5
Fluid temperature (ambient temperature)	°C 5 to 65	5 to 65
Set pressure range	MPa 0.04 to 0.69	0.2 to 0.88
Relief flow	ℓ/min. ANR 150 (when rising pressure 0.078MPa)	107 (when rising pressure 0.049MPa)
Port size	Rc 1/8, 1/4	1/4, 3/8
Product weight	kg 0.29	0.6
Constant leak rate	ℓ/min. ANR -	3 or less

## Flow characteristic

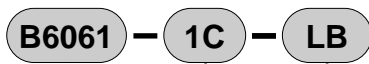
● B6061



● 6062



## How to order



<Example of model number>

**B6061-1C-LB**

Model: Relief valve

Ⓐ Model: Miniature type

Ⓑ Port size: Rc1/8

Ⓒ Option: Low pressure, bracket attached

Ⓐ Model no.

Ⓑ Port size  
Note 1

Ⓒ Option  
Note 2  
Note 3  
Note 4

## Note on model no. selection

Note 1: If NPT port is required, do not indicate nominal size C. (E.g.) 6061-1  
If a pressure gauge is selected, the NPT thread pressure gauge is enclosed.

Note 2: Pressure gauge of "LG" is 0 to 0.4 MPa.

Note 3: A pressure gauge, G49D-6-P04 is attached for low pressure. Refer to related components on page 691 for the specifications on pressure gauge

Note 4: Since front and rear ports of 6062 are used as atmospheric release ports, pressure of pneumatic circuit can not be measured.

Ⓐ Model no.	
Miniature type	Compact size
B6061	6062

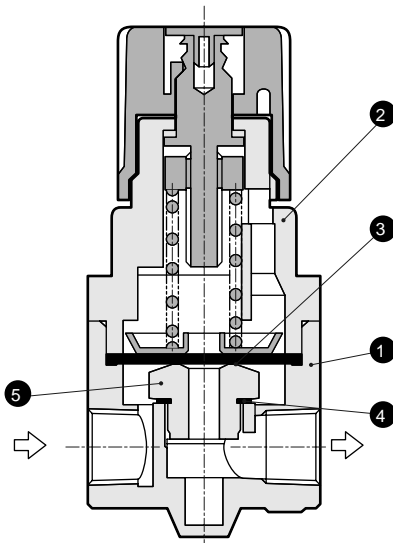
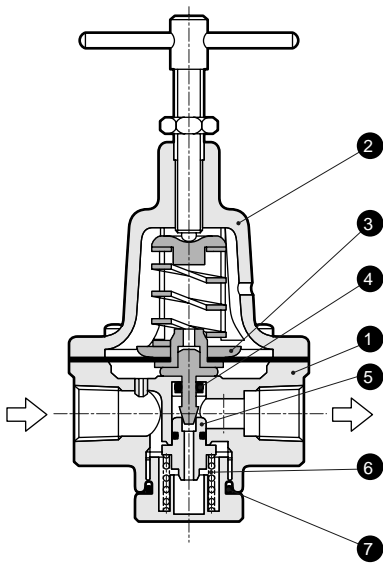
Symbol	Descriptions	B6061	6062
<b>Ⓑ Port size</b>			
1C	Rc1/8	●	
2C	Rc1/4	●	●
3C	Rc3/8		●

<b>Ⓒ Option</b>				
<b>Relief valve</b>	Blank	Standard	●	●
	L	Low pressure (0.04 to 0.34MPa)	●	
	K	Plastic knob		●
	P	Panel mount	●	●
<b>Attachment</b>	Blank	Not attached	●	●
	G	Pressure gauge (G49D-6-P10)	●	
	B	Bracket	●	●

## Internal structure and parts list

● 6062

● B6061



No.	Part name	Material	
		B6061	6062
1	Body	Zinc die casting	
2	Guard	Zinc die casting	
3	Diaphragm assembly	Nitrile rubber, brass zinc die casting	Nitrile rubber
4	O ring	Nitrile rubber	
5	Valve seat	Brass	
6	Spring	Stainless steel	
7	O ring	Nitrile rubber	

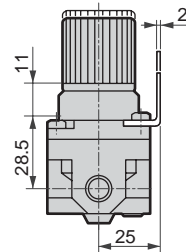
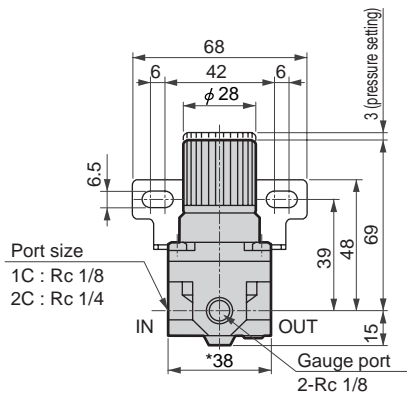
## Repair parts list

No.	Part name	Model no.	
		B6061	6062
3	Diaphragm assembly	B6061-DIAPHRAGM-KIT	6062-DIAPHRAGM-ASSY

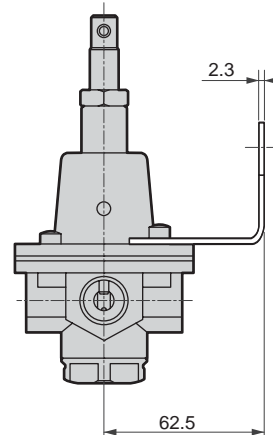
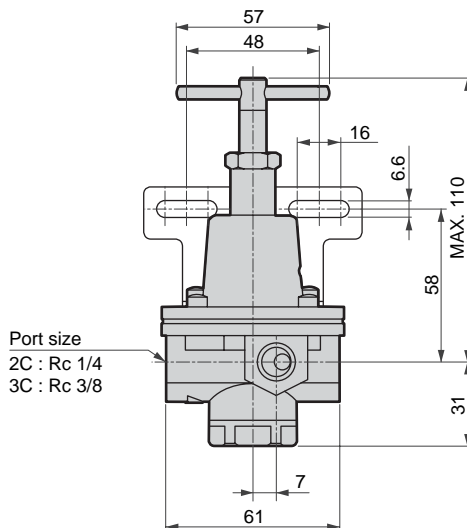
## Dimensions



● B6061



● 6062



Refrigerating type dryer  
Desiccant type dryer  
High polymer membrane dryer  
Air filter  
Auto. drain / others  
F.R.L. (Module unit)  
F.R.L. (Separate)  
Compact F.R.  
Precise regulator  
F.R.L. (Related products)  
Clean F.R.  
Electro pneumatic regulator  
Air booster  
Speed control valve  
Silencer  
Check valve / others  
Joint / tube  
Vacuum filter  
Vacuum regulator  
Suction plate  
Magnetic spring buffer  
Mechanical pressure SW  
Electronic pressure SW  
Contact / close contact cont. SW  
Air sensor  
Pressure SW for coolant  
Small flow sensor  
Small flow controller  
Flow sensor for air  
Flow sensor for water  
Total air system  
Total air system (Gamma)

Ending

Relief valve  
F.R.L. unit

Note: Refer to page 608 to 609 for the dimensions of bracket.