


Size and range for easy design

New large flow rate type compact flow rate sensor for water!

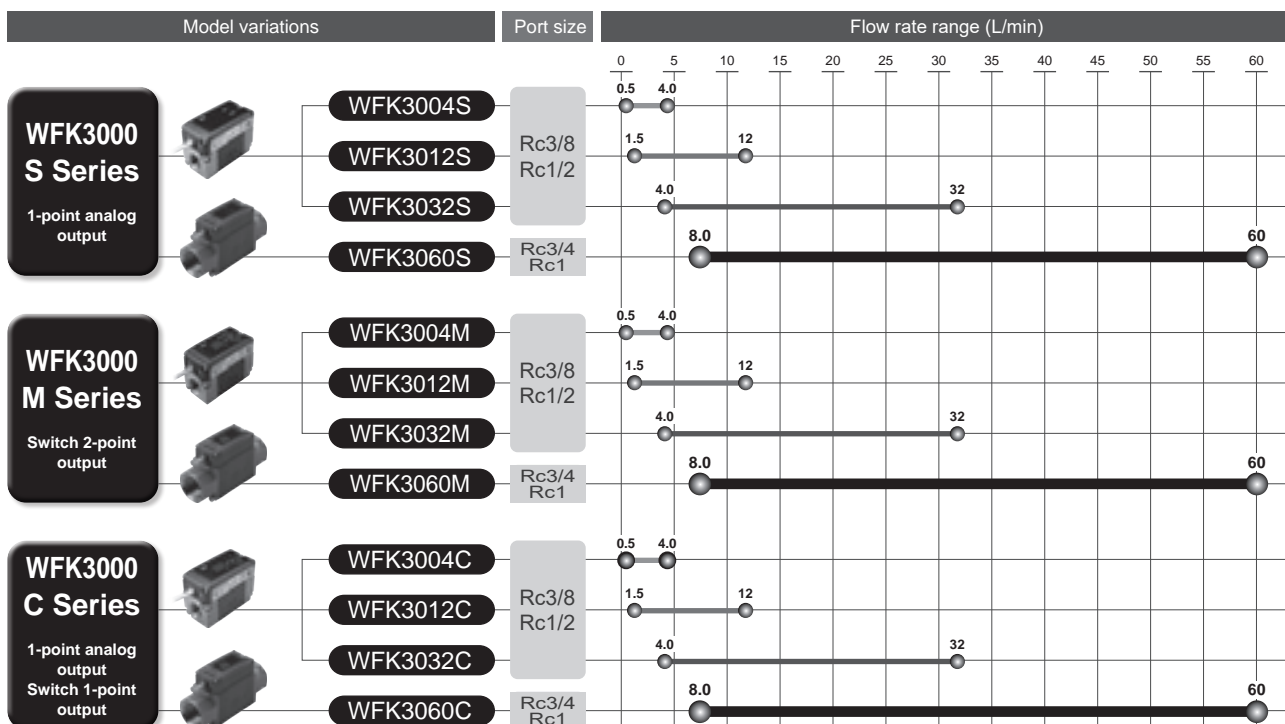


Karman vortex flow rate sensor for water FLUEREX

WFK3000 SERIES

Wide model variation

C type variations added



User's Manual-free easy operation

Sensor is ready for use as soon as wiring is completed.

Setting of switch is completed by simply turning the rotary switch.

Cumbersome switch setting not required.

Analog/
Switch
dual output
supported

WFK3000S

Sensor type: analog 1-point output



Power supply lamp

Water conduction lamp

WFK3000M

Switch type: Switch 2-point output



Output lamp

Instantaneous flow rate display
(integer part will be displayed for 10 L/
min and over.)

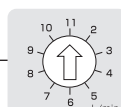
WFK3000C

Sensor/switch type:
Analog 1-point, switch 1-point output



Output lamp


Instantaneous flow rate display
(integer part will be displayed for 10 L/min and over.)



Rotary switch
(set output in 10 steps.)

Measuring method with high reliability

Highly reliable Karman's vortex used. As it has no moving parts, unlike an impeller, problems such as foreign materials and rust in piping are eliminated.



Flow

Vortex generator

Detector

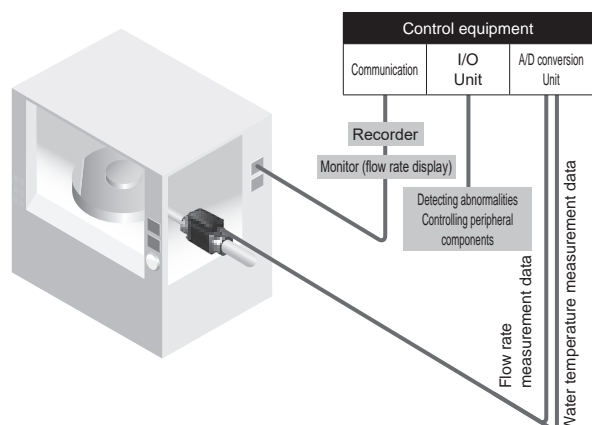
Degree of protection IP65 or equivalent

Safe to use in food equipment or similar equipment that requires drip-proofing.

Examples of applications

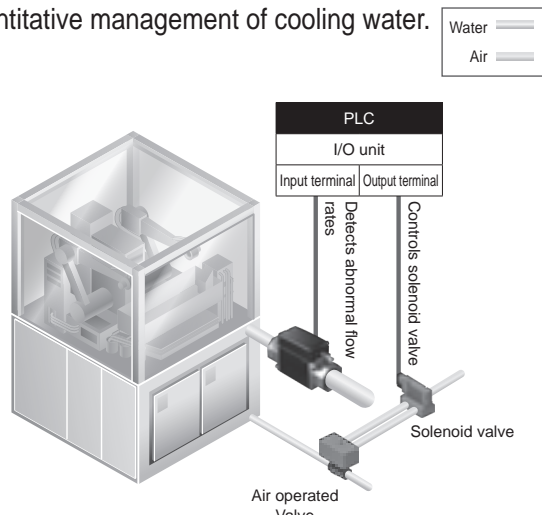
Semiconductor Semiconductor manufacturing equipment

Cooling and temperature control of semiconductor manufacturing equipment. Etching, grinder, dicer, CVD.



Hardening Induction hardening device

Quantitative management of cooling water.



| |
|----------------------------|
| F.R.L. |
| F.R. |
| F (Filtr) |
| R (Reg) |
| L (Lub) |
| Drain Separ |
| Mech Press SW |
| Res press exh valve |
| SlowStart |
| Anti-bac/Bac-remove Filtr |
| Film Resist FR |
| Oil-ProhR |
| Med Press FR |
| No Cu/ PTFE FRL |
| Outdrs FRL |
| Adapter Joiner Press Gauge |
| CompFRL |
| LgFRL |
| PrecsR |
| VacF/R |
| Clean FR |
| ElecPneuR |
| AirBoost |
| Speed Ctrl |
| Silncr |
| CheckV/ other |
| Fit/Tube |
| Nozzle |
| Air Unit |
| PresCompn |
| Electro Press SW |
| ContactSW |
| AirSens |
| PresSW Cool |
| Air Flo Sens/Ctrl |
| WaterRtSens |
| TotAirSys (Total Air) |
| TotAirSys (Gamma) |
| Gas generator |
| RefrDry |
| DesicDry |
| HiPolymDry |
| MainFiltr |
| Dischrg etc |
| Ending |